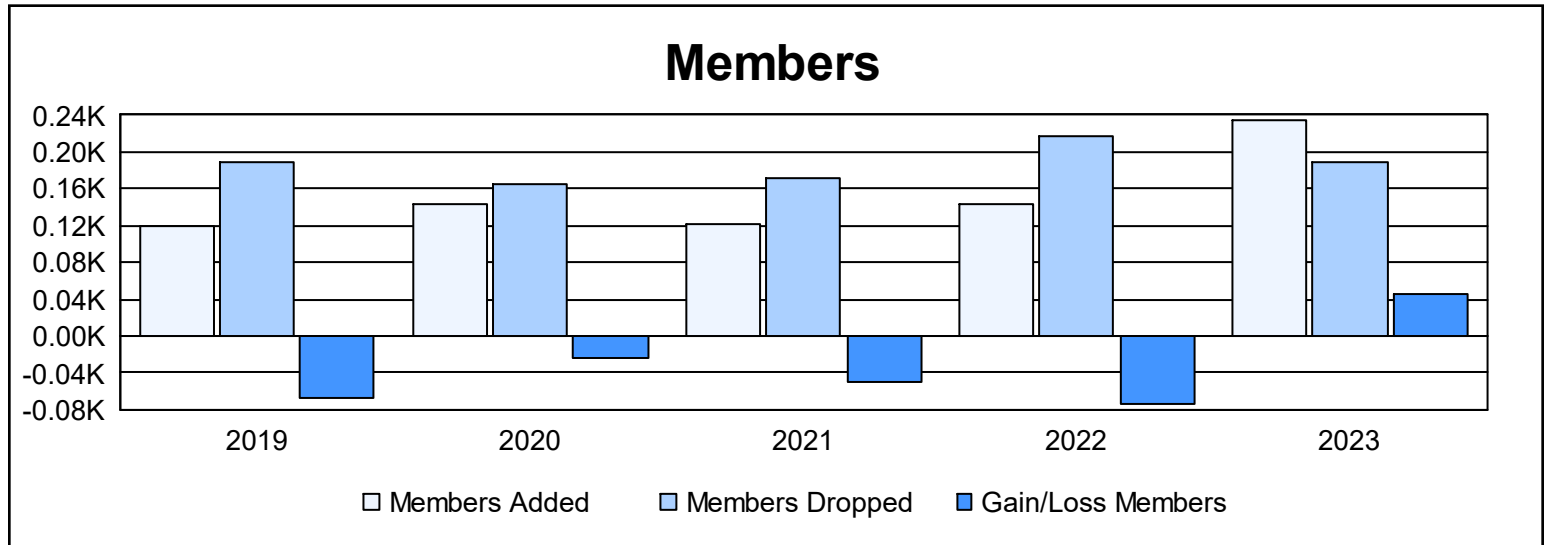
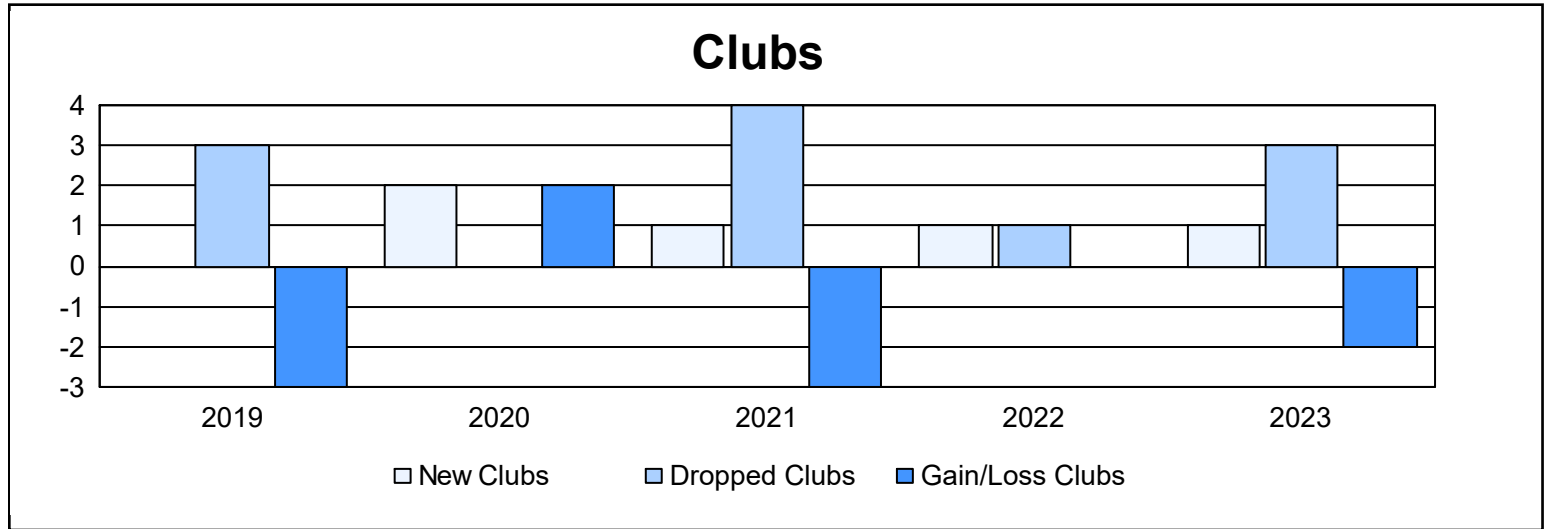
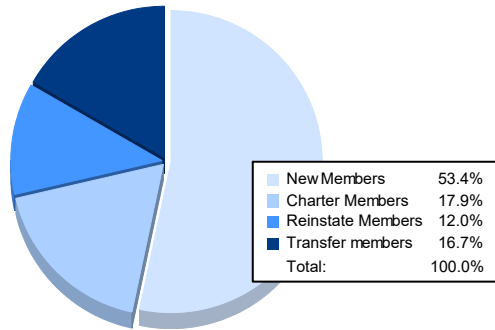


Year	New Clubs	Dropped Clubs	Gain/ Loss Clubs	New Members	Charter Members	Reinstate Members	Transfer Members	Total Member Added	Total Members Dropped	Gain/ Loss Members
2018-2019	0	3	-3	95	0	10	15	120	188	-68
2019-2020	2	0	2	68	49	9	17	143	166	-23
2020-2021	1	4	-3	65	23	2	31	121	172	-51
2021-2022	1	1	0	101	21	5	16	143	217	-74
2022-2023	1	3	-2	125	42	28	39	234	188	46
<b>Average</b>	<b>1</b>	<b>2</b>	<b>-1</b>	<b>91</b>	<b>27</b>	<b>11</b>	<b>24</b>	<b>152</b>	<b>186</b>	<b>-34</b>



### Membership Composition June 2023 Cumulative



### Gender Composition June 2023 Cumulative

